



# BLUEBERRY

*Innovations Infinity.....*

## CABLE TRAYS (CUSTOMISABLE)



**ISO 9001:2015 CERTIFIED**

**PRODUCT  
CATALOG  
2024**

# BLUEBERRY ENGINEERING CABLE MANAGEMENT SYSTEMS

- Cable Trays
- Cable Tray Accessories
- Cable race ways
- Electrical Junction Boxes




## Perforated Cable Trays


The perforated category comes in widths ranging from 50 mm to 1000 mm. They have the capacity for standard support span of 2500 mm. These perforated cable trays are specially engineered making use of quality HR sheets , stainless Steel Sheets and pre galvanized sheets with specific thickness and flange heights. Some of its important specifications are given below.

### Types of folds


**Straight Type Fold**



**Return Flange Inside Type Fold**



**C Type Inside Fold**



#### Side height Dimensions

13	25	50	75	100	upto	300
----	----	----	----	-----	------	-----

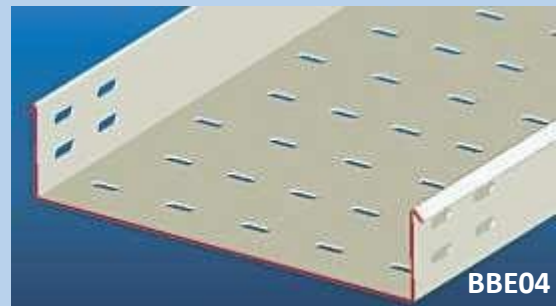
#### Material Thickness

1.0	1.2	1.6	2.0	2.5		
-----	-----	-----	-----	-----	--	--


#### Available Finishes

Stainless steel	SS
Pre-Galvanised steel	PG
Hot dip Galvanised	HG
Electrolytic Galvanised steel	EG
Powder coating	PC
Epoxy / Enamel Coating	PA

**Return Flange Outside Type Fold**




**C Type Outside Fold**




### Types of Perforation

**Staggered Perforation**



**Serial Perforation**





# Perforated Cable Trays

## Straight Type :-




BBE06

## Thickness Vs Width Standards

For thk 1.0 mm Widths are	For thk 1.2 mm Widths are	For thk 1.6 mm Widths are	For thk 2.0 mm Widths are
50	50	50	50
75	75	75	75
100	100	100	100
125	125	125	125
150	150	150	150
200	200	200	200
225	250	250	250
	300	300	300
	350	350	350
	400	400	400
	450	450	450
		500	500
		550	550
		600	600
		650	650
			700
			750
			800
			850
			900
			950
			1000

## Cable Tray Closer / Cover :-



BBE07

The above are standard thickness, can make other thickness also as per customer drawings.

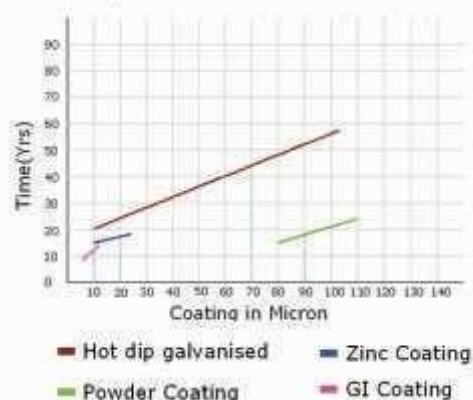
## Ladder Type cable Tray :-

The ladder type cable trays are manufactured in the width from 150 mm to 900mm having Height from 50 mm to 150 mm and the thickness from 1.6 mm with all accessories. These trays consists of two longitudinal side rails connected by individual transverse members.



BBE08

Service duration chart for all coatings in an Industrial Environment.



## Cable Line accessories



**BBE-CA-08**

**Curved Bend 45 degree**




**BBE-CA-09**

**Cornered Bend 45 degree**



**BBE-CA-10**

**Curved Bend 90 degree**



**BBE-CA-11**

**Cornered Bend 90 degree**



**BBE-CA-12**

**Short Bend 90 degree**



**BBE-CA-13**

**Intersection Curved**



**BBE-CA-14**

**Intersection Cornered**



**BBE-CA-15**

**90 Degree Outside Raiser  
Cornered**



**BBE-CA-16**

**90 Degree Outside Raiser  
Curved**




**BBE-CA-17**

**90 Degree Inside Raiser  
Cornered**



**BBE-CA-18**

**90 Degree Inside Raiser  
Curved**



**BBE-CA-19**

**Reducer Centre**

# Cable Tray Accessories



**Adjustable Raiser**




**Custom Raiser**



**Reducer Left Side**



**Reducer Right Side**



**Add on Cornered**



**Add on Curved**



**Tee Curved**



**Tee Cornered**



**Ladder Type Bend**



**Ladder Type Reducer**



**Ladder Type 90 Degree  
Inside Raiser**

## Design Factor to Consider:

Consideration should be given to the following factors when undertaking the design of a cable tray run and a support system, although some of these (ex: wind loads) may not be relevant to every installation

- ✓ Distributed loads eg: Cables, pipes
- ✓ Point loads
- ✓ Thermal expansion
- ✓ Wind and external force
- ✓ Spacing of supports
- ✓ safety factor
- ✓ Deflection



## Electrical Junction Box (Dealers)

**BLUEBERRY** is a specialist manufacturer of standard and customized enclosures for the electrical switchgear and control panel industry

Our management team, designers and workshop engineers have many years experience in the sheet metal fabrication industry. We use CAD/CAM techniques for all our design and manufacturing processes. **BLUEBERRY** has gained a reputation for producing excellent quality products as well as achieving very tight delivery deadlines.



### RAL Colours

RAL 2023 BEIGE	RAL 1003 YELLOW	RAL 3020 RED	RAL 8014 BROWN
RAL 9003 WHITE	RAL 7004 GREY	RAL 5015 BLUE	RAL 6005 GREEN

### Some of Our Reputed Clients

- ❖ MRPL
- ❖ Pashmina Developers
- ❖ Konig Homes
- ❖ IndoSpace
- ❖ Shriram
- ❖ Zomato
- ❖ Crystal Group
- ❖ Micron Electricals

### Bangaluru Corporate Office :

# 152/2, Deepa  
Arcade, Hosakote-  
Hosur Road NH 647  
K Mallasandra,  
Bengaluru 560067

### Bangaluru Regional office :

#G005, Ground Floor,  
Bluebells Apartment. Near  
Nandashree convention  
Centre Hosakote - Hosur NH  
207, Hosakote Bengaluru  
562114.


### Mysuru Regional Office:

No.240, 80 feet road Lal  
Bahadur Shastri Layout,  
Mysore-570 028




# BLUEBERRY

*Innovations Infinity.....*



## THANK YOU



## TALK TO US



080-67169104



91+ 9901217686



[blueberry@blueberryinc.in](mailto:blueberry@blueberryinc.in)



[blueberry.incorpo@gmail.com](mailto:blueberry.incorpo@gmail.com)



[www.blueberryinc.in](http://www.blueberryinc.in)